

WYPEŁNIA ZDAJĄCY

KOD

--	--	--

PESEL

--	--	--	--	--	--	--	--	--	--

Miejsce na naklejkę.

Sprawdź, czy kod na naklejce to

M-700.

Jeżeli tak – przyklej naklejkę.

Jeżeli nie – zgłoś to nauczycielowi.

Egzamin maturalny

Formuła 2023

JĘZYK ANGIELSKI

Poziom podstawowy

TEST DIAGNOSTYCZNY

Symbol arkusza

MJAP-P0-700-2412

DATA: **5 grudnia 2024 r.**

GODZINA ROZPOCZĘCIA: **9:00**

CZAS TRWANIA: **120 minut**

LICZBA PUNKTÓW DO UZYSKANIA: **50**

WYPEŁNIA ZESPÓŁ
NADZORUJĄCY


Uprawnienia zdającego do:

- nieprzenoszenia odpowiedzi na kartę odpowiedzi
- dostosowania zasad oceniania.




Przed rozpoczęciem pracy z arkuszem egzaminacyjnym

1. Sprawdź, czy nauczyciel przekazał Ci **właściwy arkusz egzaminacyjny**, tj. arkusz we **właściwej formule**, z **właściwego przedmiotu** na **właściwym poziomie**.
2. Jeżeli przekazano Ci **niewłaściwy** arkusz – natychmiast zgłoś to nauczycielowi. Nie rozrywaj banderol.
3. Jeżeli przekazano Ci **właściwy** arkusz – rozerwij banderole po otrzymaniu takiego polecenia od nauczyciela. Zapoznaj się z instrukcją na stronie 2.





Instrukcja dla zdającego

1. Sprawdź, czy arkusz egzaminacyjny zawiera 17 stron (zadania 1–10). Ewentualny brak zgłoś przewodniczącemu zespołu nadzorującego egzamin.
2. Na pierwszej stronie oraz na karcie odpowiedzi wpisz swój numer PESEL i przyklej naklejkę z kodem.
3. Pisz czytelnie. Używaj długopisu/pióra tylko z czarnym tuszem/atramentem.
4. Nie używaj korektora, a błędne zapisy wyraźnie przekreśl.
5. Pamiętaj, że zapisy w brudnopisie nie będą oceniane.
6. Symbol  zamieszczony przy zadaniu zamkniętym oznacza, że rozwiązanie tego zadania musisz przenieść na kartę odpowiedzi. Ocenie podlegają wyłącznie rozwiązania zaznaczone na karcie odpowiedzi.
7. Aby zaznaczyć odpowiedzi w części karty przeznaczonej dla zdającego, zamaluj  pola do tego przeznaczone. Błędne zaznaczenie otocz kółkiem  i zaznacz właściwe pole.
8. Nie wpisuj żadnych znaków w części przeznaczonej dla egzaminatora.



**Zadania egzaminacyjne są wydrukowane
na następnych stronach.**

Zadanie 1. (0–4)

Przeczytaj cztery teksty. W zadaniach 1.1.–1.4. z podanych odpowiedzi wybierz właściwą, zgodną z treścią tekstu. Zakreśl jedną z liter: A, B albo C.

Tekst 1.

Message ✕	
From:	anne@post.net
To:	john@post.net
Subject:	problem
<p>Hi John,</p> <p>I tried to call you earlier today, but you didn't answer.</p> <p>So this is just a quick note to tell you that I've solved the problem. I mean the one which we were talking about yesterday. I'm so grateful that you agreed to come to my place and we had a chance to work on the project together. The idea which you suggested was great.</p> <p>See you tomorrow.</p> <p>Anne</p>	

Tekst własny

1.1. Anne wrote the email to

- A. ask John for advice.
- B. thank John for his help.
- C. invite John to her place.

Tekst 2.**WHAT A MEETING!**

I live in California, in a city that's home to many famous people, for example actors and film directors. I'm a shop assistant and, while I was at work one day, a couple doing the shopping caught my attention. **1.2.** _____ He was standing with his hand against his face. Just like the actor did in one of his movies. I said, "You look just like Robert De Niro!" He smiled and answered, "That's because I am Robert De Niro." We both had a good laugh.

Na podstawie: www.buzzfeed.com**1.2. Which sentence best completes the gap in the text?**

- A. I did not really know what to answer.
- B. The man reminded me of Robert De Niro.
- C. I wanted to talk to them but they left the shop.



Tekst 3.

LONDON TRANSPORT MUSEUM

Join us for a truly English afternoon. First, you'll go on a tour of Charing Cross station. Then you'll have afternoon tea at one of London's greatest nineteenth-century railway hotels.

The tour will take you to areas of Charing Cross station which are usually closed to the public. You may recognize them from many famous TV productions.

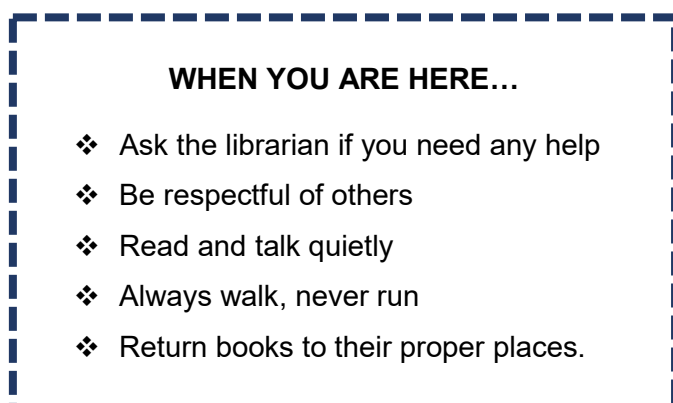
After the tour, you will be able to enjoy a cup of delicious tea and a light afternoon meal which includes homemade cakes and little sandwiches. Please note that this tour is only for visitors who are over 14.

Na podstawie: www.ltmuseum.co.uk

1.3. During the tour you will be able to

- A. watch a classic film about Charing Cross station.
- B. have tea at a hotel before you visit Charing Cross station.
- C. see parts of Charing Cross station which aren't often open to visitors.

Tekst 4.



Na podstawie: pl.pinterest.com

1.4. This text is

- A. a set of rules to follow at a certain place.
- B. a list of ideas to discuss at a book club meeting.
- C. an invitation to an event which will take place in a library.

PRZENIEŚ ROZWIĄZANIA NA KARTĘ ODPOWIEDZI!

Zadanie 2. (0–3)

Przeczytaj tekst. Dobierz właściwy nagłówek (A–D) do każdej oznaczonej części tekstu (2.1.–2.3.). Wpisz odpowiednią literę w każdą kratkę.

Uwaga: jeden nagłówek został podany dodatkowo i nie pasuje do żadnej części tekstu.

- A. AN INSPIRATION FOR ARTISTS
- B. TWO NAMES OF THE BRIDGE EXPLAINED
- C. THE BEST TIME TO SEE THE BRIDGE
- D. THE ROLE OF THE BRIDGE TODAY

THE WATERLOO BRIDGE IN LONDON

2.1.	
------	--

The first version of Waterloo Bridge was built in the early 19th century to celebrate the famous Battle of Waterloo. It was a very impressive structure, but over the years it began to need more and more repair work. Eventually, in the 1930s, it was taken apart and rebuilt. The present Waterloo Bridge was constructed during World War II, mainly by women, and that's why it is sometimes also called the "Ladies' Bridge".

2.2.	
------	--

Nowadays, Waterloo Bridge is one of London's busiest road traffic bridges. It's also ideal for people who want to cross it on foot. Using the bridge, it takes just 20 minutes to walk from Waterloo Station to Covent Garden. The bridge offers one of the best views of London so it's a popular tourist spot. And here's a little-known fact: the bridge is made from Portland stone, which is able to clean itself whenever it rains.

2.3.	
------	--

You can see what the original bridge was like on a number of paintings, some of them quite famous. They show the bridge at different times of the day and in various weather conditions. But, not only painters used the bridge as a theme for their works. In 1940, a film *Waterloo Bridge* appeared on the screens. It was about a ballerina and an English officer who met on the bridge and fell in love with each other. A famous actress, Vivien Leigh, played the main role in it.

Na podstawie: medium.com; joyofmuseums.com; ww.3rdsectormissioncontrol.co.uk

PRZENIEŚ ROZWIĄZANIA NA KARTĘ ODPOWIEDZI!



Zadanie 3. (0–4)

Przeczytaj trzy teksty (A–C) na temat zakupów oraz pytania 3.1.–3.4. Do każdego pytania dopasuj właściwy tekst. Wpisz rozwiązania do tabeli.

Uwaga: jeden z tekstów pasuje do dwóch pytań.

SHOPPERS' FORUM**A. Anne**

Last week I ordered something online to be delivered to my place. That's normal for me. I don't like wasting my time trying to find things in shops. On the day of the delivery I had to cancel a lot of things that I had planned to do. I couldn't go out because I was waiting for the delivery man. I had thought that he would arrive between 9 a.m. and noon, but he came after 4 p.m.

B. Jenny

When I want to shop for clothes, I often start by searching for inspiration online, usually on fashion blogs. Then, I go to my favourite shops and try clothes on. I really enjoy this process. But I don't buy anything until I find something I love. I want to make sure I'm investing in clothing that I'll wear for many years to come.

C. Liz

I often buy things on the internet just to save money. Last month I decided to order a pair of sports shoes online. Their price was very attractive but they took a long time to arrive. When they were finally delivered, I was really excited about trying them on. But soon I realized that there was something wrong. It turned out they were both for my left foot.

Na podstawie: brightside.me; www.quora.com

Which woman

3.1.	likes trying things on in shops?	
3.2.	prefers shopping online to save time?	
3.3.	received something that she couldn't use?	
3.4.	had to stay at home longer than she had expected?	

PRZENIEŚ ROZWIĄZANIA NA KARTĘ ODPOWIEDZI!

Zadanie 4. (0–7)

Przeczytaj tekst. Wykonaj zadania 4.1.–4.7. zgodnie z poleceniami.

I remember one holiday which was completely ruined because my friends and I believed the weather forecast. "Heavy showers and storms may be expected today," the forecast said on Monday morning. We gave up our picnic plans, and spent the day indoors, waiting for the rain. People passed the place we stayed in, as happy as they could be.

"Ah!" we said, when we stood looking out at them through the window, "They'll come home all wet." We got our books and started reading. By twelve o'clock, with the sun still shining, it got really hot in our room. There was not a cloud in the sky, and we wondered when those heavy showers were going to begin.

"Ah! They'll probably come in the afternoon," I said to my friends.

At one o'clock, the landlady came in to ask if we were going out, as it seemed such a lovely day. "No," we answered, "We don't want to get wet."

But when the afternoon was gone, there was still no sign of rain.

On Tuesday morning the sun was shining and we read in the newspaper that it was going to be a "warm, fine day," so we decided to go for a bike trip. Half an hour later, it got cloudy and soon it began to rain heavily. There was also a very cold wind. The weather did not get better for the rest of the day. We came back with colds, so we quickly went to bed.

I can't understand the weather. It is very confusing, and so is the weather forecast.

Na podstawie: Jerome K. Jerome, *Three Men in a Boat*, Richmond 2018.



Przeczytaj zdania 4.1.–4.4. Zaznacz znakiem X w tabeli, które zdania są zgodne z treścią tekstu (T – True), a które – nie (F – False).

		T	F
4.1.	According to the weather forecast, Monday was going to be a rainy day.		
4.2.	On Tuesday the weather was the same as on Monday.		
4.3.	The friends had to cancel their bike trip on Tuesday morning.		
4.4.	The title of the text could be "You can never trust the weather forecast".		

PRZENIEŚ ROZWIĄZANIA ZADAŃ OD 4.1. DO 4.4. NA KARTĘ ODPOWIEDZI!



Uzupełnij luki w zdaniach 4.5.–4.7. zgodnie z treścią tekstu, tak aby jak najbardziej precyzyjnie oddać jego sens. Luki należy uzupełnić w języku angielskim.

4.5. The author of the text and his friends changed _____
_____ after they saw a weather forecast for Monday.

4.6. The landlady encouraged them to _____
in the afternoon.

4.7. On Tuesday, after returning home, they went to bed because they _____
_____.

Zadanie 5. (0–5)

Przeczytaj tekst. Wybierz poprawne uzupełnienie luk 5.1.–5.5. Wpisz jedną z liter A–G w każdą lukę.

Uwaga: dwa wyrazy zostały podane dodatkowo i nie pasują do żadnej luki.

A. around	B. delicious	C. hungry	D. lived	E. make	F. moved	G. thanks
-----------	--------------	-----------	----------	---------	----------	-----------

MY HERO

Rocky Kanaka is an actor and TV host who is known for his love for dogs.

He was born and grew up in Hawaii. Then he **5.1.** _____ to Los Angeles to host a TV show called “Save our Shelter”. He also has his own YouTube channel. He visits dogs in shelters and takes them out for the day to **5.2.** _____ them feel special. His YouTube videos help dogs get adopted from animal shelters **5.3.** _____ the world. Rocky Kanaka has helped many shelters and **5.4.** _____ to him a lot of dogs have found homes.

He also started “Dog Bakery”, which is a very popular dog food business. The company produces many different snacks which are so **5.5.** _____ that dogs really enjoy them.

Rocky Kanaka helps dogs, and that is why he is my hero.

Na podstawie: myhero.com; www.imdb.com

PRZENIEŚ ROZWIĄZANIA NA KARTĘ ODPOWIEDZI!



Zadanie 6. (0–5)



Przeczytaj zdania. Wybierz poprawne uzupełnienie luk. Zakreśl jedną z liter: A, B albo C.

6.1. How much _____ the bicycle cost?

- A. was
- B. did
- C. is

6.2. These films _____ in American studios.

- A. were made
- B. made
- C. were making

6.3. I'm looking _____ my keys. Can you help me find them?

- A. at
- B. out
- C. for

6.4. In future, she has to be _____ than she was today.

- A. careful
- B. more careful
- C. the most careful

6.5. The project was too difficult for them. They were not able _____ it on time.

- A. finish
- B. finishing
- C. to finish

PRZENIEŚ ROZWIĄZANIA NA KARTĘ ODPOWIEDZI!

Zadanie 7. (0–4)

Do każdego pytania (7.1. –7.4.) dobierz właściwą odpowiedź (A–E). Wpisz rozwiązania do tabeli.

Uwaga: jedna odpowiedź została podana dodatkowo i nie pasuje do żadnego pytania.

PYTANIA:

7.1. What do you think of my new hairstyle for the summer?

7.2. When are you going to leave for your holidays?

7.3. How was your weekend at the seaside?

7.4. Where are you going to stay?

ODPOWIEDZI:

A. Well, a hotel would be too expensive, so I've booked a nice hostel.

B. I've already started. It'll be ready next week.

C. I like it, but isn't the colour too dark?

D. In a few days. I can't wait.

E. Not bad, but there were too many people there.

7.1.	7.2.	7.3.	7.4.

PRZENIEŚ ROZWIĄZANIA NA KARTĘ ODPOWIEDZI!



Zadanie 8. (0–4)

Uzupełnij luki 8.1.–8.4., układając w odpowiedniej kolejności wszystkie wyrazy podane w nawiasach, tak aby otrzymać logicznie i gramatycznie poprawne zdania. Nie należy zmieniać formy podanych wyrazów. Wymagana jest pełna poprawność ortograficzna wpisywanych fragmentów zdań.

Sue: I'm going to make that delicious lemon cake again.

Dan: Oh, fantastic. Are you sure **8.1.** (enough / there / eggs / are) _____
_____ left in the fridge?

I could go and buy some if you want.

Sue: I don't need any more eggs, but I'd like you to buy some sugar.

Peter: Look at it! Isn't it wonderful?

Ralph: Yes, you're right. I **8.2.** (seen / never / anything / have) _____
_____ like that before.

Peter: Let's get closer to it.

Paul: How about **8.3.** (shopping / together / the / doing) _____
_____? Then I could help you carry your bags home.

Ann: That's very kind of you. Are you free tomorrow morning?

Paul: Yes, I am.

Stan: Sorry, I'm late, but **8.4.** (to / I / had / stay) _____
_____ at work longer than usual.

Rita: No problem. The film is just beginning.

Stan: I've brought some popcorn. Help yourself!

Zadanie 9. (0–6)

Popatrz na zdjęcie. Odpowiedz na pytania 9.1.–9.3. pełnymi zdaniami w języku angielskim. W pytaniach 9.2. i 9.3. nie musisz udzielać prawdziwych odpowiedzi, możesz je wymyślić.



Źródło: kolekcja prywatna

9.1. What is the woman looking at?

9.2. Why is the woman wearing a jacket?

9.3. Do you like sightseeing? Why? / Why not?

Zadanie 10. (0–8)

Byłeś/Byłaś w nowo otwartym muzeum fotografii. W e-mailu do koleżanki z Anglii:

- **przedstaw problem, jaki miałeś/miałaś z dotarciem do muzeum**
- **napisz, co Ci się najbardziej podobało w tym muzeum**
- **wyjaśnij, dlaczego masz zamiar odwiedzić to muzeum jeszcze raz.**

Napisz swoją wypowiedź w języku angielskim. Podpisz się jako XYZ.

***Rozwiń** swoją wypowiedź w każdym z trzech podpunktów, tak aby osoba nieznająca polecenia w języku polskim uzyskała wszystkie wskazane w nim informacje. Pamiętaj, że długość wypowiedzi powinna wynosić **od 60 do 120 wyrazów** (nie licząc wyrazów podanych na początku wypowiedzi). Oceniane są: umiejętność **pełnego** przekazania informacji (4 punkty), spójność i logika wypowiedzi (1 punkt), zakres i poprawność środków językowych (3 punkty).*

CZYSTOPIS

Dear Ann,

Guess what! I've just visited the museum of photography that opened last month.

.....

.....

.....

.....

.....

.....

.....

.....

.....

.....

.....

.....

.....

.....

.....

.....

.....

.....

.....

.....

.....

.....

.....

.....

.....

.....

.....

.....

.....

.....

.....

.....

.....

.....

.....

.....

.....

.....

.....

.....

.....

.....

.....

.....

.....

.....

Treść	Spójność i logika	Zakres i poprawność	RAZEM
0-1-2-3-4	0-1	0-1-2-3	



BRUDNOPIS (*nie podlega ocenie*)

JEZYK ANGIELSKI

Poziom podstawowy

Formuła 2023



JEZYK ANGIELSKI

Poziom podstawowy

Formuła 2023



JEZYK ANGIELSKI

Poziom podstawowy

Formuła 2023

